

Employee Information

Employee Name (First, Middle, Last) _____

What Name Do You Go By? _____

Social Security # _____ Driver's License # _____

Date of Birth _____

Gender _____ Race _____

Employment Start Date _____

Mailing Address _____

Physical Address _____

Which Department? (Admin, Police, Public Works, Parks & Rec) _____

What position were you hired to fill? _____

Email Address _____

Home Phone _____

Cell Phone _____

Emergency Contact

#1 - _____ Relationship _____ Phone # _____

Phone # _____

#2 - _____ Relationship _____ Phone # _____

Phone # _____

Did you work at another Local Government Agency and have sick time that will transfer to the Town of Biscoe? If so, please complete the following:

Former Local Government you work? _____

Agency Contact Name, Phone, & Email Address _____

How many sick hours do you estimate will be transferred? _____

3/12/2022 12:48:59 PM

PLEASE PROVIDE A COPY OF YOUR DRIVERS LICENSE AND SOCIAL SECURITY CARD

TOWN OF BISCOE



APPLICATION FOR EMPLOYMENT

We are an equal opportunity employer, dedicated to a policy of non-discrimination in employment on any basis including race, color, age, sex, religion, handicap or national origin.

Application must be complete before considered for interview.

Date _____

Social Security Number _____

Name _____
Last First Middle

Mailing Address _____
Street City State Zip

Physical Address _____
Street City State Zip

Home Phone _____

Mobile Phone _____

Place of Birth _____

Citizenship: U.S. Born U.S. Naturalized Other-Specify _____

Emergency Contact Name _____

Emergency Phone Number _____

Relationship _____

Referred By _____

Are you 18 years of age or older? Yes No

Position Applied For _____

Available Start Date _____

Are You Employed Now? Yes No

May We Contact Them? Yes No

If yes, where? _____

Phone Number _____

Have You Applied with the Town of Biscoe Before? Yes No

When? _____

What Position? _____

EDUCATION

High School

Did You Graduate?

What Year

Yes or No

College

Did You Graduate?

What Year

List Degrees Received

Yes or No

GENERAL

Do Any of Your Relatives Currently Work For Us Now? If yes, who?

List any job related training or education you have received

Activities (Civic, Athletic, etc.)

If required can you lift over 25 pounds?

If required can you lift over 50 pounds?

If required can you work nights and weekends?

Please check all that apply

- Do you have a valid NC Driver's License? If yes, NCDL # _____
- Do you have a valid CDLs? If yes, What Class? _____
- Are you First Aid/CPR Certified?
- Are you a trained Lifeguard?
- Can you operate a lawnmower?
- Can you operate a weed eater?
- Can you operate a backhoe?
- Can you type? If so, WPM _____
- I have Experience with Computers
- I have Experience with Microsoft Word
- I have Experience with Microsoft Excel
- I have Experience with Customer Service
- Are you a notary public?
- Other experience not listed _____

Public Works Applicants Only

Are you Willing to Take the State Required Training to Work with Inmates?

Are you Willing to Work with Inmates?

EMPLOYMENT HISTORY

List below present and past employment, beginning with your most recent.

Date Month & Year	Name and Address of Employer	Salary (upon leaving)	Position (upon leaving)	Reason for Leaving the Company
From				
To				
From				
To				
From				
To				
From				
To				
From				
To				

REFERENCES

Give the names of five responsible persons, other than relatives or past employers, who could provide information about your character, ability, experience, personality, and other qualities.

Name	Address	Telephone & Years Acquainted
1		
2		
3		
4		
5		

DRUG TEST AND CRIMINAL BACKGROUND CHECK

I understand that ALL new hires will be required to complete a drug test along with a criminal background check. If hired, I hereby consent to a drug screening and understand that a criminal background check will be ran on me. I further understand that I if hired I will be working a 60 days probationary period; after which the Town has the right to continue or cease my employment.

Signature of Full Name

Date

CRIMINAL OFFENSE RECORD & DISCIPLINARY ACTIONS

Note: Include all offenses other than minor traffic offenses.

Answer all the following questions completely and accurately. Any falsifications or misstatements of fact may be sufficient to disqualify you. If any doubt exists in your mind as to whether or not you were arrested or charged with a criminal offense at some point in your life or whether an offense remains on your record, you should answer "Yes." You should answer "No" only if you have never been arrested or charged, or your record was expunged by a judge's court order.

(Attached extra sheets if necessary)

Have you ever been arrested by a law enforcement officer or otherwise charged with a criminal offense?

Yes

No

If Yes, Please give details:

A. Offense Charged _____ Law Enforcement Agency _____

Date _____ Disposition of Case _____

B. Offense Charged _____ Law Enforcement Agency _____

Date _____ Disposition of Case _____

C. Offense Charged _____ Law Enforcement Agency _____

Date _____ Disposition of Case _____

PLEASE READ AND SIGN BELOW

The facts set forth in my application for employment are true and complete. I understand that if employed, any false statement on this application may result in my dismissal. I further understand that this application is not and is not intended to be a contract of employment, nor does this application obligate the employer in any way if the employer decides to employ me.

I understand and agree that my employment is at-will and can be terminated by either party with or without notice, at any time, for any reason or no reason.

Signature of Applicant

Date

Employee's Withholding Certificate

▶ **Complete Form W-4 so that your employer can withhold the correct federal income tax from your pay.**
 ▶ **Give Form W-4 to your employer.**
 ▶ **Your withholding is subject to review by the IRS.**

2022

Step 1: Enter Personal Information	(a) First name and middle initial	Last name	(b) Social security number
	Address		▶ Does your name match the name on your social security card? If not, to ensure you get credit for your earnings, contact SSA at 800-772-1213 or go to www.ssa.gov .
	City or town, state, and ZIP code		
	(c) <input type="checkbox"/> Single or Married filing separately <input type="checkbox"/> Married filing jointly or Qualifying widow(er) <input type="checkbox"/> Head of household (Check only if you're unmarried and pay more than half the costs of keeping up a home for yourself and a qualifying individual.)		

Complete Steps 2-4 ONLY if they apply to you; otherwise, skip to Step 5. See page 2 for more information on each step, who can claim exemption from withholding, when to use the estimator at www.irs.gov/W4App, and privacy.

Step 2: Complete this step if you (1) hold more than one job at a time, or (2) are married filing jointly and your spouse also works. The correct amount of withholding depends on income earned from all of these jobs.

Multiple Jobs or Spouse Works Do **only one** of the following.

(a) Use the estimator at www.irs.gov/W4App for most accurate withholding for this step (and Steps 3-4); or

(b) Use the Multiple Jobs Worksheet on page 3 and enter the result in Step 4(c) below for roughly accurate withholding; or

(c) If there are only two jobs total, you may check this box. Do the same on Form W-4 for the other job. This option is accurate for jobs with similar pay; otherwise, more tax than necessary may be withheld . . . ▶

TIP: To be accurate, submit a 2022 Form W-4 for all other jobs. If you (or your spouse) have self-employment income, including as an independent contractor, use the estimator.

Complete Steps 3-4(b) on Form W-4 for only ONE of these jobs. Leave those steps blank for the other jobs. (Your withholding will be most accurate if you complete Steps 3-4(b) on the Form W-4 for the highest paying job.)

Step 3: Claim Dependents	If your total income will be \$200,000 or less (\$400,000 or less if married filing jointly): Multiply the number of qualifying children under age 17 by \$2,000 ▶ \$ _____ Multiply the number of other dependents by \$500 ▶ \$ _____ Add the amounts above and enter the total here 3 \$ _____		
Step 4 (optional): Other Adjustments	(a) Other income (not from jobs). If you want tax withheld for other income you expect this year that won't have withholding, enter the amount of other income here. This may include interest, dividends, and retirement income	4(a)	\$ _____
	(b) Deductions. If you expect to claim deductions other than the standard deduction and want to reduce your withholding, use the Deductions Worksheet on page 3 and enter the result here	4(b)	\$ _____
	(c) Extra withholding. Enter any additional tax you want withheld each pay period	4(c)	\$ _____

Step 5: Sign Here	Under penalties of perjury, I declare that this certificate, to the best of my knowledge and belief, is true, correct, and complete.		
	▶ _____ ▶ Employee's signature (This form is not valid unless you sign it.)		▶ _____ ▶ Date

Employers Only	Employer's name and address	First date of employment	Employer identification number (EIN)
-----------------------	-----------------------------	--------------------------	--------------------------------------

General Instructions

Section references are to the Internal Revenue Code.

Future Developments

For the latest information about developments related to Form W-4, such as legislation enacted after it was published, go to www.irs.gov/FormW4.

Purpose of Form

Complete Form W-4 so that your employer can withhold the correct federal income tax from your pay. If too little is withheld, you will generally owe tax when you file your tax return and may owe a penalty. If too much is withheld, you will generally be due a refund. Complete a new Form W-4 when changes to your personal or financial situation would change the entries on the form. For more information on withholding and when you must furnish a new Form W-4, see Pub. 505, Tax Withholding and Estimated Tax.

Exemption from withholding. You may claim exemption from withholding for 2022 if you meet both of the following conditions: you had no federal income tax liability in 2021 **and** you expect to have no federal income tax liability in 2022. You had no federal income tax liability in 2021 if (1) your total tax on line 24 on your 2021 Form 1040 or 1040-SR is zero (or less than the sum of lines 27a, 28, 29, and 30), or (2) you were not required to file a return because your income was below the filing threshold for your correct filing status. If you claim exemption, you will have no income tax withheld from your paycheck and may owe taxes and penalties when you file your 2022 tax return. To claim exemption from withholding, certify that you meet both of the conditions above by writing "Exempt" on Form W-4 in the space below Step 4(c). Then, complete Steps 1(a), 1(b), and 5. Do not complete any other steps. You will need to submit a new Form W-4 by February 15, 2023.

Your privacy. If you prefer to limit information provided in Steps 2 through 4, use the online estimator, which will also increase accuracy.

As an alternative to the estimator: if you have concerns with Step 2(c), you may choose Step 2(b); if you have concerns with Step 4(a), you may enter an additional amount you want withheld per pay period in Step 4(c). If this is the only job in your household, you may instead check the box in Step 2(c), which will increase your withholding and significantly reduce your paycheck (often by thousands of dollars over the year).

When to use the estimator. Consider using the estimator at www.irs.gov/W4App if you:

1. Expect to work only part of the year;
2. Have dividend or capital gain income, or are subject to additional taxes, such as Additional Medicare Tax;
3. Have self-employment income (see below); or
4. Prefer the most accurate withholding for multiple job situations.

Self-employment. Generally, you will owe both income and self-employment taxes on any self-employment income you receive separate from the wages you receive as an employee. If you want to pay these taxes through withholding from your wages, use the estimator at www.irs.gov/W4App to figure the amount to have withheld.

Nonresident alien. If you're a nonresident alien, see Notice 1392, Supplemental Form W-4 Instructions for Nonresident Aliens, before completing this form.

Specific Instructions

Step 1(c). Check your anticipated filing status. This will determine the standard deduction and tax rates used to compute your withholding.

Step 2. Use this step if you (1) have more than one job at the same time, or (2) are married filing jointly and you and your spouse both work.

Option (a) most accurately calculates the additional tax you need to have withheld, while option (b) does so with a little less accuracy.

If you (and your spouse) have a total of only two jobs, you may instead check the box in option (c). The box must also be checked on the Form W-4 for the other job. If the box is checked, the standard deduction and tax brackets will be cut in half for each job to calculate withholding. This option is roughly accurate for jobs with similar pay; otherwise, more tax than necessary may be withheld, and this extra amount will be larger the greater the difference in pay is between the two jobs.



Multiple jobs. Complete Steps 3 through 4(b) on only one Form W-4. Withholding will be most accurate if you do this on the Form W-4 for the highest paying job.

Step 3. This step provides instructions for determining the amount of the child tax credit and the credit for other dependents that you may be able to claim when you file your tax return. To qualify for the child tax credit, the child must be under age 17 as of December 31, must be your dependent who generally lives with you for more than half the year, and must have the required social security number. You may be able to claim a credit for other dependents for whom a child tax credit can't be claimed, such as an older child or a qualifying relative. For additional eligibility requirements for these credits, see Pub. 501, Dependents, Standard Deduction, and Filing Information. You can also include **other tax credits** for which you are eligible in this step, such as the foreign tax credit and the education tax credits. To do so, add an estimate of the amount for the year to your credits for dependents and enter the total amount in Step 3. Including these credits will increase your paycheck and reduce the amount of any refund you may receive when you file your tax return.

Step 4 (optional).

Step 4(a). Enter in this step the total of your other estimated income for the year, if any. You shouldn't include income from any jobs or self-employment. If you complete Step 4(a), you likely won't have to make estimated tax payments for that income. If you prefer to pay estimated tax rather than having tax on other income withheld from your paycheck, see Form 1040-ES, Estimated Tax for Individuals.

Step 4(b). Enter in this step the amount from the Deductions Worksheet, line 5, if you expect to claim deductions other than the basic standard deduction on your 2022 tax return and want to reduce your withholding to account for these deductions. This includes both itemized deductions and other deductions such as for student loan interest and IRAs.

Step 4(c). Enter in this step any additional tax you want withheld from your pay **each pay period**, including any amounts from the Multiple Jobs Worksheet, line 4. Entering an amount here will reduce your paycheck and will either increase your refund or reduce any amount of tax that you owe.

Step 2(b) – Multiple Jobs Worksheet *(Keep for your records.)*



If you choose the option in Step 2(b) on Form W-4, complete this worksheet (which calculates the total extra tax for all jobs) on **only ONE** Form W-4. Withholding will be most accurate if you complete the worksheet and enter the result on the Form W-4 for the highest paying job.

Note: If more than one job has annual wages of more than \$120,000 or there are more than three jobs, see Pub. 505 for additional tables; or, you can use the online withholding estimator at www.irs.gov/W4App.

- 1 **Two jobs.** If you have two jobs or you're married filing jointly and you and your spouse each have one job, find the amount from the appropriate table on page 4. Using the "Higher Paying Job" row and the "Lower Paying Job" column, find the value at the intersection of the two household salaries and enter that value on line 1. Then, **skip** to line 3 1 \$ _____

- 2 **Three jobs.** If you and/or your spouse have three jobs at the same time, complete lines 2a, 2b, and 2c below. Otherwise, skip to line 3.
 - a Find the amount from the appropriate table on page 4 using the annual wages from the highest paying job in the "Higher Paying Job" row and the annual wages for your next highest paying job in the "Lower Paying Job" column. Find the value at the intersection of the two household salaries and enter that value on line 2a 2a \$ _____
 - b Add the annual wages of the two highest paying jobs from line 2a together and use the total as the wages in the "Higher Paying Job" row and use the annual wages for your third job in the "Lower Paying Job" column to find the amount from the appropriate table on page 4 and enter this amount on line 2b 2b \$ _____
 - c Add the amounts from lines 2a and 2b and enter the result on line 2c 2c \$ _____

- 3 Enter the number of pay periods per year for the highest paying job. For example, if that job pays weekly, enter 52; if it pays every other week, enter 26; if it pays monthly, enter 12, etc. 3 _____

- 4 **Divide** the annual amount on line 1 or line 2c by the number of pay periods on line 3. Enter this amount here and in **Step 4(c)** of Form W-4 for the highest paying job (along with any other additional amount you want withheld) 4 \$ _____

Step 4(b) – Deductions Worksheet *(Keep for your records.)*



- 1 Enter an estimate of your 2022 itemized deductions (from Schedule A (Form 1040)). Such deductions may include qualifying home mortgage interest, charitable contributions, state and local taxes (up to \$10,000), and medical expenses in excess of 7.5% of your income 1 \$ _____

- 2 Enter: $\left\{ \begin{array}{l} \bullet \$25,900 \text{ if you're married filing jointly or qualifying widow(er)} \\ \bullet \$19,400 \text{ if you're head of household} \\ \bullet \$12,950 \text{ if you're single or married filing separately} \end{array} \right\}$ 2 \$ _____

- 3 If line 1 is greater than line 2, subtract line 2 from line 1 and enter the result here. If line 2 is greater than line 1, enter "-0-" 3 \$ _____

- 4 Enter an estimate of your student loan interest, deductible IRA contributions, and certain other adjustments (from Part II of Schedule 1 (Form 1040)). See Pub. 505 for more information 4 \$ _____

- 5 **Add** lines 3 and 4. Enter the result here and in **Step 4(b)** of Form W-4 5 \$ _____

Privacy Act and Paperwork Reduction Act Notice. We ask for the information on this form to carry out the Internal Revenue laws of the United States. Internal Revenue Code sections 3402(f)(2) and 6109 and their regulations require you to provide this information; your employer uses it to determine your federal income tax withholding. Failure to provide a properly completed form will result in your being treated as a single person with no other entries on the form; providing fraudulent information may subject you to penalties. Routine uses of this information include giving it to the Department of Justice for civil and criminal litigation; to cities, states, the District of Columbia, and U.S. commonwealths and possessions for use in administering their tax laws; and to the Department of Health and Human Services for use in the National Directory of New Hires. We may also disclose this information to other countries under a tax treaty, to federal and state agencies to enforce federal nontax criminal laws, or to federal law enforcement and intelligence agencies to combat terrorism.

You are not required to provide the information requested on a form that is subject to the Paperwork Reduction Act unless the form displays a valid OMB control number. Books or records relating to a form or its instructions must be retained as long as their contents may become material in the administration of any Internal Revenue law. Generally, tax returns and return information are confidential, as required by Code section 6103.

The average time and expenses required to complete and file this form will vary depending on individual circumstances. For estimated averages, see the instructions for your income tax return.

If you have suggestions for making this form simpler, we would be happy to hear from you. See the instructions for your income tax return.

Married Filing Jointly or Qualifying Widow(er)

Higher Paying Job Annual Taxable Wage & Salary	Lower Paying Job Annual Taxable Wage & Salary											
	\$0 - 9,999	\$10,000 - 19,999	\$20,000 - 29,999	\$30,000 - 39,999	\$40,000 - 49,999	\$50,000 - 59,999	\$60,000 - 69,999	\$70,000 - 79,999	\$80,000 - 89,999	\$90,000 - 99,999	\$100,000 - 109,999	\$110,000 - 120,000
\$0 - 9,999	\$0	\$110	\$850	\$860	\$1,020	\$1,020	\$1,020	\$1,020	\$1,020	\$1,020	\$1,770	\$1,870
\$10,000 - 19,999	110	1,110	1,860	2,060	2,220	2,220	2,220	2,220	2,220	2,970	3,970	4,070
\$20,000 - 29,999	850	1,860	2,800	3,000	3,160	3,160	3,160	3,160	3,910	4,910	5,910	6,010
\$30,000 - 39,999	860	2,060	3,000	3,200	3,360	3,360	3,360	4,110	5,110	6,110	7,110	7,210
\$40,000 - 49,999	1,020	2,220	3,160	3,360	3,520	3,520	4,270	5,270	6,270	7,270	8,270	8,370
\$50,000 - 59,999	1,020	2,220	3,160	3,360	3,520	4,270	5,270	6,270	7,270	8,270	9,270	9,370
\$60,000 - 69,999	1,020	2,220	3,160	3,360	4,270	5,270	6,270	7,270	8,270	9,270	10,270	10,370
\$70,000 - 79,999	1,020	2,220	3,160	4,110	5,270	6,270	7,270	8,270	9,270	10,270	11,270	11,370
\$80,000 - 99,999	1,020	2,820	4,760	5,960	7,120	8,120	9,120	10,120	11,120	12,120	13,150	13,450
\$100,000 - 149,999	1,870	4,070	6,010	7,210	8,370	9,370	10,510	11,710	12,910	14,110	15,310	15,600
\$150,000 - 239,999	2,040	4,440	6,580	7,980	9,340	10,540	11,740	12,940	14,140	15,340	16,540	16,830
\$240,000 - 259,999	2,040	4,440	6,580	7,980	9,340	10,540	11,740	12,940	14,140	15,340	16,540	17,590
\$260,000 - 279,999	2,040	4,440	6,580	7,980	9,340	10,540	11,740	12,940	14,140	16,100	18,100	19,190
\$280,000 - 299,999	2,040	4,440	6,580	7,980	9,340	10,540	11,740	13,700	15,700	17,700	19,700	20,790
\$300,000 - 319,999	2,040	4,440	6,580	7,980	9,340	11,300	13,300	15,300	17,300	19,300	21,300	22,390
\$320,000 - 364,999	2,100	5,300	8,240	10,440	12,600	14,600	16,600	18,600	20,600	22,600	24,870	26,260
\$365,000 - 524,999	2,970	6,470	9,710	12,210	14,670	16,970	19,270	21,570	23,870	26,170	28,470	29,870
\$525,000 and over	3,140	6,840	10,280	12,980	15,640	18,140	20,640	23,140	25,640	28,140	30,640	32,240

Single or Married Filing Separately

Higher Paying Job Annual Taxable Wage & Salary	Lower Paying Job Annual Taxable Wage & Salary											
	\$0 - 9,999	\$10,000 - 19,999	\$20,000 - 29,999	\$30,000 - 39,999	\$40,000 - 49,999	\$50,000 - 59,999	\$60,000 - 69,999	\$70,000 - 79,999	\$80,000 - 89,999	\$90,000 - 99,999	\$100,000 - 109,999	\$110,000 - 120,000
\$0 - 9,999	\$400	\$930	\$1,020	\$1,020	\$1,250	\$1,870	\$1,870	\$1,870	\$1,870	\$1,970	\$2,040	\$2,040
\$10,000 - 19,999	930	1,570	1,660	1,890	2,890	3,510	3,510	3,510	3,610	3,810	3,880	3,880
\$20,000 - 29,999	1,020	1,660	1,990	2,990	3,990	4,610	4,610	4,710	4,910	5,110	5,180	5,180
\$30,000 - 39,999	1,020	1,890	2,990	3,990	4,990	5,610	5,710	5,910	6,110	6,310	6,380	6,380
\$40,000 - 59,999	1,870	3,510	4,610	5,610	6,680	7,500	7,700	7,900	8,100	8,300	8,370	8,370
\$60,000 - 79,999	1,870	3,510	4,680	5,880	7,080	7,900	8,100	8,300	8,500	8,700	8,970	9,770
\$80,000 - 99,999	1,940	3,780	5,080	6,280	7,480	8,300	8,500	8,700	9,100	10,100	10,970	11,770
\$100,000 - 124,999	2,040	3,880	5,180	6,380	7,580	8,400	9,140	10,140	11,140	12,140	13,040	14,140
\$125,000 - 149,999	2,040	3,880	5,180	6,520	8,520	10,140	11,140	12,140	13,320	14,620	15,790	16,890
\$150,000 - 174,999	2,040	4,420	6,520	8,520	10,520	12,170	13,470	14,770	16,070	17,370	18,540	19,640
\$175,000 - 199,999	2,720	5,360	7,460	9,630	11,930	13,860	15,160	16,460	17,760	19,060	20,230	21,330
\$200,000 - 249,999	2,970	5,920	8,310	10,610	12,910	14,840	16,140	17,440	18,740	20,040	21,210	22,310
\$250,000 - 399,999	2,970	5,920	8,310	10,610	12,910	14,840	16,140	17,440	18,740	20,040	21,210	22,310
\$400,000 - 449,999	2,970	5,920	8,310	10,610	12,910	14,840	16,140	17,440	18,740	20,040	21,210	22,470
\$450,000 and over	3,140	6,290	8,880	11,380	13,880	16,010	17,510	19,010	20,510	22,010	23,380	24,680


Head of Household

Higher Paying Job Annual Taxable Wage & Salary	Lower Paying Job Annual Taxable Wage & Salary											
	\$0 - 9,999	\$10,000 - 19,999	\$20,000 - 29,999	\$30,000 - 39,999	\$40,000 - 49,999	\$50,000 - 59,999	\$60,000 - 69,999	\$70,000 - 79,999	\$80,000 - 89,999	\$90,000 - 99,999	\$100,000 - 109,999	\$110,000 - 120,000
\$0 - 9,999	\$0	\$760	\$910	\$1,020	\$1,020	\$1,020	\$1,190	\$1,870	\$1,870	\$1,870	\$2,040	\$2,040
\$10,000 - 19,999	760	1,820	2,110	2,220	2,220	2,390	3,390	4,070	4,070	4,240	4,440	4,440
\$20,000 - 29,999	910	2,110	2,400	2,510	2,680	3,680	4,680	5,360	5,330	5,730	5,930	5,930
\$30,000 - 39,999	1,020	2,220	2,510	2,790	3,790	4,790	5,790	6,640	6,840	7,040	7,240	7,240
\$40,000 - 59,999	1,020	2,240	3,530	4,640	5,640	6,780	7,980	8,860	9,060	9,260	9,460	9,460
\$60,000 - 79,999	1,870	4,070	5,360	6,610	7,810	9,010	10,210	11,090	11,290	11,490	11,690	12,170
\$80,000 - 99,999	1,870	4,210	5,700	7,010	8,210	9,410	10,610	11,490	11,690	12,380	13,370	14,170
\$100,000 - 124,999	2,040	4,440	5,930	7,240	8,440	9,640	10,860	12,540	13,540	14,540	15,540	16,480
\$125,000 - 149,999	2,040	4,440	5,930	7,240	8,860	10,860	12,860	14,540	15,540	16,830	18,130	19,230
\$150,000 - 174,999	2,040	4,460	6,750	8,860	10,860	12,860	15,000	16,980	18,280	19,580	20,880	21,980
\$175,000 - 199,999	2,720	5,920	8,210	10,320	12,600	14,900	17,200	19,180	20,480	21,780	23,080	24,180
\$200,000 - 449,999	2,970	6,470	9,060	11,480	13,780	16,080	18,380	20,360	21,660	22,960	24,250	25,360
\$450,000 and over	3,140	6,840	9,630	12,250	14,750	17,250	19,750	21,930	23,430	24,930	26,420	27,730




Instructions For Handwritten Forms


Guidelines



Do not use red ink. Use blue or black ink.



Do not use dollar signs, commas, or other punctuation marks.



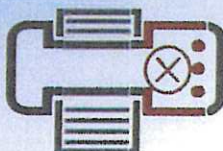
Printing



Set page scaling to "none." The Auto-Rotate and Center checkbox should be unchecked.



Do not select "print on both sides of paper."




Before Sending



Do not submit photocopies of returns. Submit originals only.



Do not mix form types.



NC-4EZ Employee's Withholding Allowance Certificate

Filing Status (Mark one box only) Single or Married Filing Separately Head of Household Married Filing Jointly or Surviving Spouse

Social Security Number
 - -

First Name M.I. Last Name

Address County (Enter first five letters)

City State Zip Code Country (If not U.S.)

Instructions. Use Form NC-4EZ if you:

- Plan to claim the N.C. Standard Deduction
- Plan to claim the N.C. Child Deduction Amount (but no other N.C. deductions)
- Do not plan to claim N.C. tax credits
- Qualify to claim exempt status (See Lines 3 or 4 below)

Important. If you plan to claim N.C. itemized deductions or plan to claim other N.C. deductions (other than the N.C. Child Deduction Amount), you must complete Form NC-4. If you are a nonresident alien, you must complete Form NC-4 NRA. In general, a nonresident alien is an alien (not a U.S. citizen) who has not passed the green card test or the substantial presence test. (See Publication 519, U.S. Tax Guide for Aliens, for more information on the green card test and the substantial presence test.)

If you plan to claim the N.C. Child Deduction Amount, use the table below for your filing status, amount of income, and number of children under age 17 to determine the number of allowances to enter on Line 1. For married taxpayers, only one spouse may claim the allowance for the N.C. Child Deduction Amount for each child.

Single & Married Filing Separately		Married Filing Jointly & Surviving Spouse		Head of Household	
Income	# of Children under age 17	Income	# of Children under age 17	Income	# of Children under age 17
	1 2 3 4 5 6 7 8 9 10		1 2 3 4 5 6 7 8 9 10		1 2 3 4 5 6 7 8 9 10
	# of Allowances		# of Allowances		# of Allowances
0 - 20,000	1 2 3 4 6 7 8 9 10 12	0 - 40,000	1 2 3 4 6 7 8 9 10 12	0 - 30,000	1 2 3 4 6 7 8 9 10 12
20,001 - 30,000	1 2 3 4 5 6 7 8 9 10	40,001 - 60,000	1 2 3 4 5 6 7 8 9 10	30,001 - 45,000	1 2 3 4 5 6 7 8 9 10
30,001 - 40,000	0 1 2 3 4 4 5 6 7 8	60,001 - 80,000	0 1 2 3 4 4 5 6 7 8	45,001 - 60,000	0 1 2 3 4 4 5 6 7 8
40,001 - 50,000	0 1 1 2 3 3 4 4 5 6	80,001 - 100,000	0 1 1 2 3 3 4 4 5 6	60,001 - 75,000	0 1 1 2 3 3 4 4 5 6
50,001 - 60,000	0 0 1 1 2 2 2 3 3 4	100,001 - 120,000	0 0 1 1 2 2 2 3 3 4	75,001 - 90,000	0 0 1 1 2 2 2 3 3 4
60,001 - 70,000	0 0 0 0 1 1 1 1 1 2	120,001 - 140,000	0 0 0 0 1 1 1 1 1 2	90,001 - 105,000	0 0 0 0 1 1 1 1 1 2
70,001 and over	0 0 0 0 0 0 0 0 0 0	140,001 and over	0 0 0 0 0 0 0 0 0 0	105,000 and over	0 0 0 0 0 0 0 0 0 0

1. Total number of allowances you are claiming (Enter zero (0), or the number of allowances from the table above) _____

2. Additional amount, if any, you want withheld from each pay period (Enter whole dollars) _____ .00

3. I certify that I am exempt from North Carolina withholding because I meet both of the following conditions:
 • Last year I was entitled to a refund of all State income tax withheld because I had no tax liability; and
 • This year, I expect a refund of all State income tax withheld because I expect to have no tax liability. Check Here

4. I certify that I am exempt from North Carolina withholding because I meet the requirements set forth in the Servicemembers Civil Relief Act, as amended by the Military Spouses Residency Relief Act and Veterans Benefits and Transition Act. (See Form D-401, North Carolina Individual Income Tax Instructions, for more information.) Check Here

If an exemption on Line 3 or Line 4 applies to you, enter the year the exemption became effective _____
 YYYY

5. I certify that I no longer meet the requirements for an exemption on Line 3 or Line 4 (Check applicable box)
 Therefore, I revoke my exemption and request that my employer withhold North Carolina income tax based on the number of allowances entered on Line 1 and any additional amount entered on Line 2. Check Here

CAUTION: If you furnish an employer with an Employee's Withholding Allowance Certificate that contains information which has no reasonable basis and results in a lesser amount of tax being withheld than would have been withheld had you furnished reasonable information, you are subject to a penalty of 50% of the amount not properly withheld.

Employee's Signature _____ Date _____

I certify, under penalties provided by law, that I am entitled to the number of withholding allowances claimed on Line 1 above, or if claiming exemption from withholding, that I am entitled to claim the exempt status on Line 3 or 4, whichever applies.

Before Completing the Attached Form I-9, **Please** read the directions and complete the form as required in the blank. US Department of Homeland Security Penalty are a minimum of \$216 per error.

For information on the I-9 Form, you may watch a webinar made by the US Department of Homeland Security called Form I-9 Webinar on Demand at the following link:

<https://www.youtube.com/watch?v=7 CLzweqvlw>

Antes de completar el Formulario adjunto I-9, lea las instrucciones y complete el formulario como se requiere en el espacio en blanco. El Departamento de Homeland Security Penalty de los Estados Unidos tiene un mínimo de \$ 216 por error.

Para obtener información sobre el Formulario I-9, puede ver un seminario web realizado por el Departamento de Seguridad Interna de los Estados Unidos llamado Formulario I-9 Webinar on Demand en el siguiente enlace:

<https://www.youtube.com/watch?v=7 CLzweqvlw>



Employment Eligibility Verification
Department of Homeland Security
 U.S. Citizenship and Immigration Services

USCIS
Form I-9
 OMB No. 1615-0047
 Expires 10/31/2022

► **START HERE:** Read instructions carefully before completing this form. The instructions must be available, either in paper or electronically, during completion of this form. Employers are liable for errors in the completion of this form.

ANTI-DISCRIMINATION NOTICE: It is illegal to discriminate against work-authorized individuals. Employers **CANNOT** specify which document(s) an employee may present to establish employment authorization and identity. The refusal to hire or continue to employ an individual because the documentation presented has a future expiration date may also constitute illegal discrimination.

Section 1. Employee Information and Attestation *(Employees must complete and sign Section 1 of Form I-9 no later than the first day of employment, but not before accepting a job offer.)*

Last Name (Family Name)		First Name (Given Name)		Middle Initial	Other Last Names Used (if any)	
Address (Street Number and Name)			Apt. Number	City or Town		State ZIP Code
Date of Birth (mm/dd/yyyy)	U.S. Social Security Number [][] - [][] - [][][][]		Employee's E-mail Address		Employee's Telephone Number	

I am aware that federal law provides for imprisonment and/or fines for false statements or use of false documents in connection with the completion of this form.

I attest, under penalty of perjury, that I am (check one of the following boxes):

<input type="checkbox"/> 1. A citizen of the United States	
<input type="checkbox"/> 2. A noncitizen national of the United States <i>(See instructions)</i>	
<input type="checkbox"/> 3. A lawful permanent resident (Alien Registration Number/USCIS Number): _____	
<input type="checkbox"/> 4. An alien authorized to work until (expiration date, if applicable, mm/dd/yyyy): _____ Some aliens may write "N/A" in the expiration date field. <i>(See instructions)</i>	
<p><i>Aliens authorized to work must provide only one of the following document numbers to complete Form I-9: An Alien Registration Number/USCIS Number OR Form I-94 Admission Number OR Foreign Passport Number.</i></p> <p>1. Alien Registration Number/USCIS Number: _____ OR 2. Form I-94 Admission Number: _____ OR 3. Foreign Passport Number: _____ Country of Issuance: _____</p>	
QR Code - Section 1 Do Not Write In This Space	

Signature of Employee	Today's Date (mm/dd/yyyy)
-----------------------	---------------------------

Preparer and/or Translator Certification (check one):
 I did not use a preparer or translator. A preparer(s) and/or translator(s) assisted the employee in completing Section 1.
(Fields below must be completed and signed when preparers and/or translators assist an employee in completing Section 1.)

I attest, under penalty of perjury, that I have assisted in the completion of Section 1 of this form and that to the best of my knowledge the information is true and correct.

Signature of Preparer or Translator		Today's Date (mm/dd/yyyy)	
Last Name (Family Name)		First Name (Given Name)	
Address (Street Number and Name)		City or Town	State ZIP Code

Employer Completes Next Page



Employment Eligibility Verification
Department of Homeland Security
U.S. Citizenship and Immigration Services

USCIS
Form I-9
 OMB No. 1615-0047
 Expires 10/31/2022

Section 2. Employer or Authorized Representative Review and Verification

(Employers or their authorized representative must complete and sign Section 2 within 3 business days of the employee's first day of employment. You must physically examine one document from List A OR a combination of one document from List B and one document from List C as listed on the "Lists of Acceptable Documents.")

Employee Info from Section 1	Last Name (Family Name)	First Name (Given Name)	M.I.	Citizenship/Immigration Status
-------------------------------------	-------------------------	-------------------------	------	--------------------------------

List A Identity and Employment Authorization	OR	List B Identity	AND	List C Employment Authorization
Document Title		Document Title		Document Title
Issuing Authority		Issuing Authority		Issuing Authority
Document Number		Document Number		Document Number
Expiration Date (if any) (mm/dd/yyyy)		Expiration Date (if any) (mm/dd/yyyy)		Expiration Date (if any) (mm/dd/yyyy)
Document Title		<div style="border: 1px solid black; padding: 5px;"> <p align="center">Additional Information</p> </div>		<div style="border: 1px solid black; padding: 5px; text-align: center;"> <p>QR Code - Sections 2 & 3 Do Not Write In This Space</p> </div>
Issuing Authority				
Document Number				
Expiration Date (if any) (mm/dd/yyyy)				
Document Title				
Issuing Authority				
Document Number				
Expiration Date (if any) (mm/dd/yyyy)				
Document Title				
Issuing Authority				
Document Number				
Expiration Date (if any) (mm/dd/yyyy)				

Certification: I attest, under penalty of perjury, that (1) I have examined the document(s) presented by the above-named employee, (2) the above-listed document(s) appear to be genuine and to relate to the employee named, and (3) to the best of my knowledge the employee is authorized to work in the United States.

The employee's first day of employment (mm/dd/yyyy): _____ (See instructions for exemptions)

Signature of Employer or Authorized Representative	Today's Date (mm/dd/yyyy)	Title of Employer or Authorized Representative		
Last Name of Employer or Authorized Representative	First Name of Employer or Authorized Representative	Employer's Business or Organization Name		
Employer's Business or Organization Address (Street Number and Name)		City or Town	State	ZIP Code

Section 3. Reverification and Rehires (To be completed and signed by employer or authorized representative.)

A. New Name (if applicable)			B. Date of Rehire (if applicable)	
Last Name (Family Name)	First Name (Given Name)	Middle Initial	Date (mm/dd/yyyy)	

C. If the employee's previous grant of employment authorization has expired, provide the information for the document or receipt that establishes continuing employment authorization in the space provided below.

Document Title	Document Number	Expiration Date (if any) (mm/dd/yyyy)
----------------	-----------------	---------------------------------------

I attest, under penalty of perjury, that to the best of my knowledge, this employee is authorized to work in the United States, and if the employee presented document(s), the document(s) I have examined appear to be genuine and to relate to the individual.

Signature of Employer or Authorized Representative	Today's Date (mm/dd/yyyy)	Name of Employer or Authorized Representative
--	---------------------------	---

LISTS OF ACCEPTABLE DOCUMENTS

All documents must be UNEXPIRED

Employees may present one selection from List A
or a combination of one selection from List B and one selection from List C.

LIST A Documents that Establish Both Identity and Employment Authorization	OR	LIST B Documents that Establish Identity	AND	LIST C Documents that Establish Employment Authorization
<ol style="list-style-type: none"> 1. U.S. Passport or U.S. Passport Card 2. Permanent Resident Card or Alien Registration Receipt Card (Form I-551) 3. Foreign passport that contains a temporary I-551 stamp or temporary I-551 printed notation on a machine-readable immigrant visa 4. Employment Authorization Document that contains a photograph (Form I-766) 5. For a nonimmigrant alien authorized to work for a specific employer because of his or her status: <ol style="list-style-type: none"> a. Foreign passport; and b. Form I-94 or Form I-94A that has the following: <ol style="list-style-type: none"> (1) The same name as the passport; and (2) An endorsement of the alien's nonimmigrant status as long as that period of endorsement has not yet expired and the proposed employment is not in conflict with any restrictions or limitations identified on the form. 6. Passport from the Federated States of Micronesia (FSM) or the Republic of the Marshall Islands (RMI) with Form I-94 or Form I-94A indicating nonimmigrant admission under the Compact of Free Association Between the United States and the FSM or RMI 	OR	<ol style="list-style-type: none"> 1. Driver's license or ID card issued by a State or outlying possession of the United States provided it contains a photograph or information such as name, date of birth, gender, height, eye color, and address 2. ID card issued by federal, state or local government agencies or entities, provided it contains a photograph or information such as name, date of birth, gender, height, eye color, and address 3. School ID card with a photograph 4. Voter's registration card 5. U.S. Military card or draft record 6. Military dependent's ID card 7. U.S. Coast Guard Merchant Mariner Card 8. Native American tribal document 9. Driver's license issued by a Canadian government authority <li style="text-align: center;">For persons under age 18 who are unable to present a document listed above: 10. School record or report card 11. Clinic, doctor, or hospital record 12. Day-care or nursery school record 	AND	<ol style="list-style-type: none"> 1. A Social Security Account Number card, unless the card includes one of the following restrictions: <ol style="list-style-type: none"> (1) NOT VALID FOR EMPLOYMENT (2) VALID FOR WORK ONLY WITH INS AUTHORIZATION (3) VALID FOR WORK ONLY WITH DHS AUTHORIZATION 2. Certification of report of birth issued by the Department of State (Forms DS-1350, FS-545, FS-240) 3. Original or certified copy of birth certificate issued by a State, county, municipal authority, or territory of the United States bearing an official seal 4. Native American tribal document 5. U.S. Citizen ID Card (Form I-197) 6. Identification Card for Use of Resident Citizen in the United States (Form I-179) 7. Employment authorization document issued by the Department of Homeland Security

Examples of many of these documents appear in the Handbook for Employers (M-274).

Refer to the instructions for more information about acceptable receipts.

TOWN OF BISCOE
DIRECT DEPOSIT AUTHORIZATION

Authorization Agreement for Automatic Deposits

Name: _____

Social Security # _____

Please deposit my check directly into the following: (attached is a copy of a voided check for my checking account and savings account.) Your entire check must be direct deposited.

Name of Bank: _____

Bank Routing Number# _____

Checking Account Number # _____

Savings Account Number # (if applicable) _____

	CHECKING	SAVINGS
100% (check one)	<input type="checkbox"/>	<input type="checkbox"/>
Partial (must equal 100%) Example	_____ 99%	_____ 1%

I authorize the Town of Biscoe to credit my account for Direct Deposit of my payroll funds and if necessary, to initiate debt entries or adjustment credits for credits made in error (debits and credits). Terms: I understand it is my responsibility to always open my bank account online and verify that my check has been direct deposited and that the amount is correct. I acknowledge that the origination of ACH transactions to my account must comply with the provisions of the U.S. Law.

Employee Printed Name _____

Employee Signature _____

Date _____

ATTACH A VOIDED CHECK (A DEPOSIT SLIP CANNOT BE ACCEPTED)
WE CAN ACCEPT A NOTE FROM THE BANK ON THEIR LETTERHEAD WITH THE
BANK ROUTING NUMBER AND YOUR BANK ACCOUNT NUMBER(S)

